

Ammarr

HURRICANE RATED GARAGE DOORS

®



GARAGE DOOR CONSTRUCTION

Single, double, and triple-layer construction allows you to find a door that meets your desires for energy efficiency and noise control without compromising on your need for strength, security, and piece of mind.

3000 Triple-Layer: Steel + Insulation + Steel

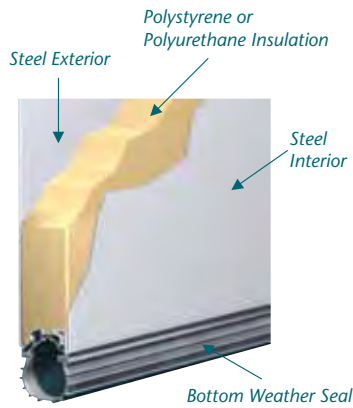
Heavy-Duty Exterior and Interior Steel

Durable, Reliable, Low Maintenance

Environmentally Safe Polystyrene or Polyurethane Thermal Insulation*

Superior Energy Efficiency

Extra Quiet Operation



*Polyurethane only available on Classica® 3000

2000 Double-Layer: Steel + Insulation


Heavy-Duty Exterior Steel

Durable, Reliable, Low Maintenance

Environmentally Safe Polystyrene Thermal Insulation with Vinyl Backing

Energy Efficient

Quiet Operation



1000 Single-Layer: Steel

Heavy-Duty Exterior Steel

Durable, Reliable, Low Maintenance



STRATFORD® COLLECTION

Great looks can last a lifetime. Traditional in style, yet durable in construction, these low maintenance 25-gauge* steel doors come in four panel designs for you to create the garage door you always wanted.

* Stratford 3000 – 27 gauge



All Exposure B <small>Doors are available up to 14' tall or a max weight of 635 lbs.</small>	Door Width Up To	Wind Load Approved for Wind Speeds Ranging MPH ¹ / PSF Design Pressures	Impact Resistant	Available with Impact Glass
Stratford 3000 Lifetime <small>Limited Warranty</small>	9'	90 – 140 mph (16.1/-16.1) – (35.1/-35.1)	No	No
	16'	90 – 143 mph (14.1/-14.1) – (33/-34.6)	No	No
	18'	90 – 155 mph (12.2/-13.8) – (37/-40.6)	No	No
Miami-Dade		N/A	N/A	N/A
Stratford 1000 and 2000 15-Year <small>Limited Warranty</small> 25-Year <small>Limited Warranty</small>	9'	90 – 169 mph (14.3/-16.9) – (45.3/-51.2)	Yes	Yes ²
	16'	90 – 155 mph (12.3/-13.9) – (37/-41)	Yes	Yes ²
	18'	90 – 155 mph (12.2/-13.8) – (37/-40.6)	Yes	Yes ²
Miami-Dade		N/A	N/A	N/A

¹ Based on ASCE7-05

² Option available on select models.

Stratford Collection Panel Designs



Stratford Collection Colors

Actual paint colors may vary from samples shown.
Amarr steel doors are pre-painted; for custom colors exterior latex paint must be used.



Stratford 1000/2000: White, Almond, Sandtone, Terratone, and Dark Brown
Stratford 3000: White, Almond, Sandtone, Brown, Terratone, Hunter Green, Gray, and Dark or Medium Woodgrain

HERITAGE™ COLLECTION

Tradition never goes out of style. These heavier 24-gauge steel garage doors prove that good looks can still be durable and easy to maintain. Available in four panel designs and a variety of colors.



All Exposure B <small>Doors are available up to 14' tall or a max weight of 635 lbs.</small>				
	Door Width Up To	Wind Load Approved for Wind Speeds Ranging MPH ¹ / PSF Design Pressures	Impact Resistant	Available with Impact Glass
Heritage 3000 	9'	90 – 140 mph (16.1/-16.1) – (35.1/-35.1)	No	No
	16'	90 – 143 mph (14.1/-14.1) – (33/-34.6)	No	No
	18'	90 – 155 mph (12.2/-13.8) – (37/-40.6)	No	No
Miami-Dade	9'	180 – 189 mph (52/-62) – (57/-67.5)	Yes	No
	16'	175 mph (48/-52)	Yes	No
	18'	165 mph (42/-46)	Yes	No
Heritage 1000 and 2000 	9'	90 – 169 mph (14.3/-16.9) – (45.3/-51.2)	Yes	Yes ²
	16'	90 – 155 mph (12.3/-13.9) – (37/-41)	Yes	Yes ²
	18'	90 – 155 mph (12.2/-13.8) – (37/-40.6)	No	No
Miami-Dade	9'	169 – 189 mph (45.3/-51.2) – (57/-67)	Yes	Yes ²
	16'	169 – 175 mph (45.8/-49.3) – (47.5/-52)	Yes	Yes ²
	18'	165 mph (42/-46)	Yes	No

¹ Based on ASCE7-05
² Option available on select models.

Heritage Collection Panel Designs



Heritage Collection Colors

Actual paint colors may vary from samples shown. Amarr steel doors are pre-painted; for custom colors exterior latex paint must be used.



OAK SUMMIT® COLLECTION

Self-expression shouldn't cost a fortune. These durable 25-gauge* steel doors offer an attractive carriage house look at an affordable price. Available in three unique designs and a variety of colors.

* Oak Summit 3000 – 27 gauge



All Exposure B <small>Doors are available up to 14' tall or a max weight of 635 lbs.</small>				
	Door Width Up To	Wind Load Approved for Wind Speeds Ranging MPH ¹ / PSF Design Pressures	Impact Resistant	Available with Impact Glass
Oak Summit 3000 	9'	90 – 140 mph (16.1/-16.1) – (35.1/-35.1)	No	No
	16'	90 – 143 mph (14.1/-14.1) – (33/-34.6)	No	No
	18'	90 – 155 mph (12.2/-13.8) – (37/-40.6)	No	No
Miami-Dade <small>Constructed with 24-Gauge Available in White, Almond, Sandtone, and Brown only</small>	9'	180 – 189 mph (52/-62) – (57/-67.5)	Yes	No
	16'	175 mph (48/-52)	Yes	No
	18'	165 mph (42/-46)	Yes	No
Oak Summit 1000 and 2000 	9'	90 – 169 mph (14.3/-16.9) – (45.3/-51.2)	Yes	Yes ²
	16'	90 – 155 mph (12.3/-13.9) – (37/-41)	Yes	Yes ²
	18'	90 – 155 mph (12.2/-13.8) – (37/-40.6)	No	No
Miami-Dade <small>Constructed with 24-Gauge Available in White, Almond, Sandtone, and Brown</small>	9'	169 – 189 mph (45.3/-51.2) – (57/-67)	Yes	Yes ²
	16'	169 – 175 mph (45.8/-49.3) – (47.5/-52)	Yes	Yes ²
	18'	165 mph (42/-46)	Yes	No

¹ Based on ASCE7-05
² Option available on select models.
Impact windows and panel designs are slightly misaligned by no more than 1.594"; returns and replacements not accepted. To see a close up, visit http://www.amarr.com/residential/browse_material/steel/oak_summit/impactglass.html

Oak Summit Collection Panel Designs



Oak Summit Collection Colors

Actual paint colors may vary from samples shown. Amarr steel doors are pre-painted; for custom colors exterior latex paint must be used.



Oak Summit 1000/2000: True White, Almond, Sandtone, Terratone, and Dark Brown
Oak Summit 3000: True White, Almond, Sandtone, Terratone, Brown, Hunter Green, Gray, and Dark or Medium Woodgrain



CLASSICA® COLLECTION

Deception never looked so good. These sturdy, durable, low-maintenance 24-gauge steel doors are designed to look like authentic wood carriage house doors. Available in several designs and a variety of colors.



All Exposure B <small>Doors are available up to 14' tall or a max weight of 635 lbs.</small>	Door Width Up To	Wind Load Approved for Wind Speeds Ranging MPH ¹ / PSF Design Pressures	Impact Resistant	Available with Impact Glass
Classica 3000 	9'	90 – 140 mph (12.8/-15.1) – (31/-35.1)	No	No
	16'	90 – 140 mph (12.3/-13.9) – (29.7/-33.8)	No	No
	18'	90 mph (12.2/-13.8)	No	No
Miami-Dade		N/A	N/A	N/A
Classica 1000 and 2000 	9'	110 – 180 mph (19.1/-22.6) – (51.1/-60.3)	Yes	No
	16'	90 – 175 mph (12.3/-13.9) – (45.9/-52.1)	Yes	No
	18'	90 – 160 mph (12.2/-13.8) – (38/-43)	No	No
Miami-Dade	9'	185 mph (54.4/-62)	Yes	No

¹ Based on ASCE7-05

Classica Collection Designs



Lucern

Tuscany

Valencia



Santiago

Northampton

Bordeaux

Classica Collection Colors

Actual paint colors may vary from samples shown. Amarr steel doors are pre-painted; for custom colors exterior latex paint must be used.



True White Almond Sandtone Dark Woodgrain Medium Woodgrain

CUSTOM WOOD COLLECTION

Meticulously handcrafted for reliable performance. These all-natural wood doors add striking beauty and value to your home. Unlimited custom designs available.



All Exposure B	Door Width Up To	Wind Load Approved for Wind Speeds Ranging MPH ¹ / PSF Design Pressures	Impact Resistant	Available with Impact Glass
Custom Wood Collections 	10'	90 – 176 mph (21/-21) – (50/-57)	Yes	Yes ²
	16'	90 – 158 mph (21/-21) – (40/-43)	Yes	Yes ²
	18'	90 – 159 mph ³ (21/-21) – (25.5/-25.5)	Yes	Yes ²
Miami-Dade ⁴ <small>Doors are available up to 14' tall or a max weight of 635 lbs.</small>	9'	169 – 189 mph (45.3/-51.2) – (57/-67)	Yes	No
	16'	169 – 175 mph (45.8/-49.3) – (47.5/-52)	Yes	No
	18'	165 mph (42/-46)	Yes	No

¹ Based on ASCE7-05

² Option available on select models.

³ 18' wide 159 mph door available up to 8' tall only.

⁴ Miami-Dade wood doors require wood-on-steel base construction.

Custom Wood Collections

Bob Timberlake® Collection, Biltmore® For Your Home Collection, and Amarr by Design Collection sampling




Claremont

Ridgecrest

R. H. Hunt

Antler Hill



Davidson

Terry

Lowry

Hudson

THE BEAUTY OF OUR HURRICANE RATED DOORS IS MORE THAN SKIN DEEP.

You need a garage door that not only complements the look of your home day after day, but also protects it on the worst. Wind entering through the garage can actually build up enough pressure inside your home to blow the roof off. Amarr's hurricane rated garage doors are engineered to meet more than just the stringent demands of our most design-conscious customers.

AMARR HURRICANE RATED DOORS

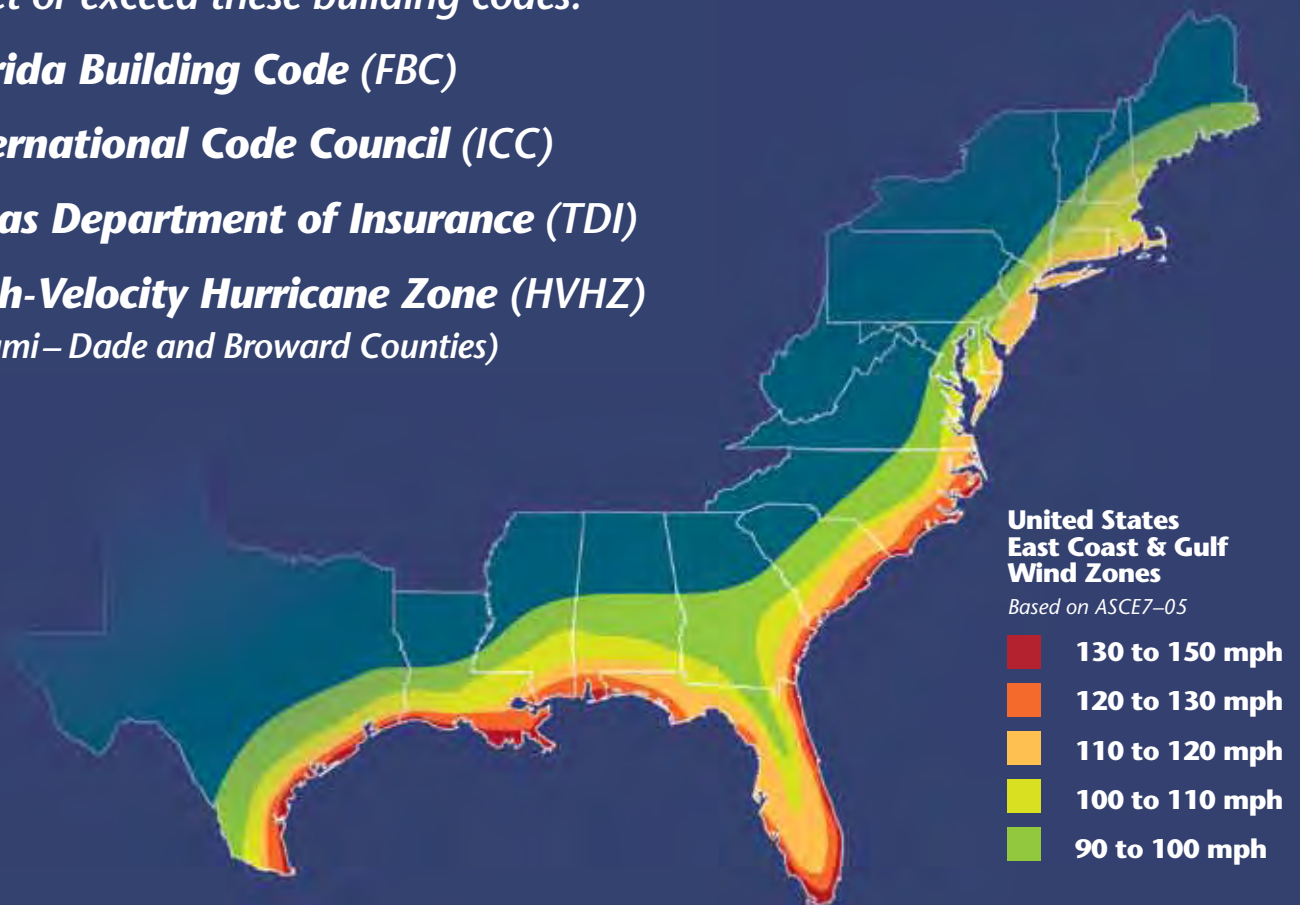
» *Meet or exceed these building codes:*

Florida Building Code (FBC)

International Code Council (ICC)

Texas Department of Insurance (TDI)

***High-Velocity Hurricane Zone (HVHZ)
(Miami – Dade and Broward Counties)***



» ***Withstand rapid cyclic pressure and static load forces up to 189 mph.¹***

» ***Resist large missile impact—even a 9 ½ lb. 2x4 board flying at 50' per second (35 mph) can't break through.²***

» ***May qualify for discounts on your homeowner's insurance.³***

¹ -57 / -67 PSF (Exposure B) with a mean roof height <30'.

² Option available on select models only.

³ Check with your insurance provider for details.

WIND LOAD ENGINEERING UP CLOSE

The Amarr wind load reinforcement system is an upgrade that meets or exceeds the strict building codes in your area for high winds from hurricanes and windstorms. Amarr wind load approved doors use a variety of reinforcement materials, including Struts, R-Trusses and Vertical Post kits which are engineered to meet specific building code requirements. Modifications may be made to the hardware components, vertical and horizontal assemblies, and jamb brackets to meet specific building code requirements.



Strut 2" or 3"



"R" Truss 3 5/8", 4 1/2", 5"



Vertical Post Kit

MANUFACTURER'S NOTICE TO CONSUMER: The Amarr Wind Load Vertical Post Kit is designed for use with certain Amarr Garage Doors. Performance tests demonstrate that when properly installed, increases in wind load resistance are achieved. The performance test information is available from Amarr. Amarr makes no other claims of performance.

AN ENDURANCE TEST FOR GARAGE DOORS

Select Amarr wind load approved garage doors are large missile impact tested using a 9.5lb 2x4 board flying at 50' per second (35 mph). Next, the doors are put through rigorous cyclical pressure testing of 900 cycles that simulates the pressurization that can occur inside and outside of a house during a hurricane.



Large Missile Impact Testing

IMPACT GLASS

Available in short panel designs on select Stratford, Heritage, and Oak Summit 1000 and 2000; impact glass can withstand the force of a 2x4 board flying at 50' per second (35 mph). Like windshield glass, it can still shatter, but the pane will remain intact.



Impact Glass

UNDERSTANDING THE REQUIREMENTS FOR YOUR NEIGHBORHOOD

Local government regulations for wind load requirements can vary from one location to another due to door size, the door's location on the structure, and localized wind zones, among other factors. Only qualified architects, contractors, and installers should interpret building codes and similar regulations for the selection and installation of garage doors to meet local wind load requirements.

PROTECT YOUR HOME WITH STYLE AND SUBSTANCE

Contact an Amarr garage door dealer nearest you to pick out the door style that will complement and protect your home. To find a dealer in your area, visit amarr.com or call 800.503.DOOR.



The Weather Channel, the nation's pre-eminent source of weather and information, and Amarr, a leading garage door manufacturer and distributor, have joined forces to create a nationwide safety and preparedness campaign that is dedicated to increasing public awareness of the need for preparation ahead of the storm along with the need for reinforced garage doors for high wind conditions.

Amarr Philosophy. Since 1951, we have successfully raised the standards of quality, value, and dependability in our industry. Today, with the same promise of individual attention and great value for all our customers, we remain committed to offering products and services that raise those standards even higher.

YOUR LOCAL AMARR DEALER:



165 Carriage Court
Winston-Salem, NC 27105
800.503.DOOR
www.amarr.com

Visit amarr.com for additional products distributed by Amarr, such as custom wood carriage house doors, JELD-WEN composite doors, Dynasty Iron Doors, garage flooring, accessories, and a full line of commercial sectional, rolling sheet, and rolling steel doors.

Amarr reserves the right to change specifications and designs without notice and without incurring obligations.

Amarr Company's products may be the subject of one or more U.S. and/or foreign, issued and/or pending, design and/or utility patents.

Amarr, Amarr Classica Collection, Classica, Classica Collection, Stratford, Oak Summit, and WindPro are registered trademarks of Amarr Company, North Carolina, U.S.A.

©2010 Amarr Garage Doors
Printed in USA Form #6681110/15M/HA